






**1U Rack Mounted Sliding Type Fiber Patch Panel
12 ports SC Simplex & LC Duplex
RMS-12-1U**

1.Product Picture:





2.Description:

Sliding Rack-mount Fiber Optic Distribution Frame has cold steel sliding fittings rail with self-locking functions prevent the drawer from falling when moved; 19-inch rack mount for SC, LC, FC, ST adapters. The drawer is the holding board for splicing, easy to withdraw the fibers when testing and distributing. Enough room for fiber storage, Providing relevant accessories.

3.Features:

High quality cold rolled sheet forming, electrostatic powder spraying technology, smooth surface, not easy to rust. High strength sheet metal, long-term using is not easy to deformation. The edges of metal parts are designed with rounded corners to avoid damage to cables. The bottom plate is designed with sliding design, for the patch panel already installed on the cabinet, the wiring can be adjusted without removing the patch panel.

4.Application:

- ◆ Local Area Network
- ◆ CATV Network
- ◆ FTTx FTTH System
- ◆ Wide Area Network
- ◆ Test Instruments

5.Environment:

The operating and storage temperature: - 45 ~ + 80 °C. Tolerable humidity: <95%. The voltage resistance between the cable grounding device in the shell and the shell is >3000V(DV), which is tested in 1 minute without breakdown and no flash over.

6.Specification:

Model	RMS-12-1U
Type	19inch Rack Mount Type
Material	1.0 ~1.2mm CRS(Cold Rolled Steel)



Size W*D*H (mm)	483*260*1U
Max Capacity (Ports)	12/24Ports 12/24pcs SC SX adapter, 12/24pcs LC DX adapter
Included Accessories	4pcs cable fix accessories, heat shrink tubes, cable ties, number tapes, adapter screws
Product Color	Black
Weight	5kg/unit
Working Temperature	-40~+85°C
Storage Temperature	-40~+85°C
Outer Carton Dimension (mm)	485*305*425 / 5pcs
Outer Carton Weight (kg)	25 / 5pcs

7. Order Specification

Model	Fiber Ports	Height	Diamension(cm)	Adapter Type
RMS-12-1U	12	1U	483*260*1U	SC Simplex
RMS-24-1U	24	1U	483*260*1U	SC Simplex
RMD-12-1U	12	1U	483*260*1U	SC Duplex
RMD-24-1U	24	1U	483*260*1U	SC Duplex
RMS-24-1U	24	1U	483*260*1U	FC Simplex
RMS-48-2U	48	2U	483*260*2U	SC Simplex
RMD-48-2U	48	2U	483*260*2U	SC Duplex

Note :Can aslo do 3U,4U fiber patch panel ,accept customization.