



Fiber Patch Cords

ST/upc to ST/upc MM OM2 Duplex

1. Discription

Fiber optic patch cords provide interconnect and cross-connect of applications over installations in entrance facilities, telecommunications rooms, and data centers and at the desk. Our Fiber Patch cords support network applications in main, horizontal and equipment distribution areas and are available in riser (LSZH/PVC), and low smoke zero halogen (LSZH) rated jacket materials to comply with local cabling ordinances. Our patch cords are RoSH compliance and meet Telcordia GR326 requirements. And Our Pre-terminated fiber optic pigtailed support fusion splice field termination applications. Fiber optic patch cords and pigtailed are available in OS2,OM1, OM2, OM3, OM4,OM5 fiber types to meet the demands of Gigabit Ethernet, 10 Gigabit Ethernet and high speed Fiber Channel network.

2.Features

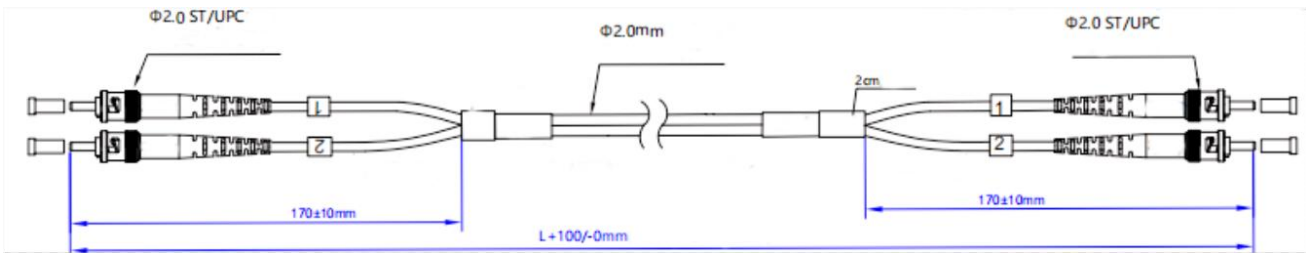
- 100% factory tested,Low environmental sensitivity
- Low insertion loss,High return loss,Stricter than industry standards
- Good exchange ability and good durability,Stable optical properties
- Standard connector,Various connector option: SC、 LC、 FC、 ST、 E2000、 MU、 DIN etc.
- Compliant with IEC61754, GR-326, TIA/EIA 568 standard

3.Applications

- Telecom Network
- Local Network
- Optical Fiber Sensor
- Optical Fiber Test Equipment
- Optical Fiber Communication System
- FTTH,LAN,PON & Optical CATV

4.Drawing

ST/upc to ST/upc:



5.Picture



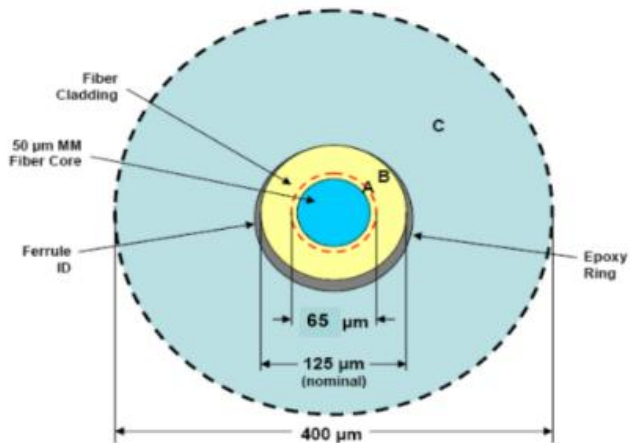
6.Connector Type

Connector Type	SM Boot Color	SM Frame Color	MM Boot Color	MM Frame Color
LC	White/Green	Blue/Green	White/Aqua/Magenta/Lime green	Beige/Aqua/Magenta/Lime green
SC	Blue/Green	Blue/Green	Beige/Aqua/Magenta/Lime green	Beige/Aqua/Magenta/Lime green
ST	Black	Metal	Black	Metal
FC	Black	Metal	Black	Metal

7. Specification

Parameter	Unit	SC LC FC				ST		
		SM			MM	SM		MM
		PC	UPC	APC	PC	PC	UPC	PC
Insertion loss	dB	≤0.3	≤0.2	≤0.3	≤0.3	≤0.3	≤0.2	≤0.3
Return loss	dB	≥50	≥50	≥60	≥38	≥50	≥50	≥38
Operating wavelength	nm	1310,1550				1310,1550		
Exchangeability	dB	≤0.2				≤0.2		
Vibration	dB	≤0.2				≤0.2		
Cable diameter	mm	φ2.0/φ3.0				φ2.0/φ3.0		
Cable Jacket(Optional)	LSZH、OFNP、OFNR、PVC							
Fiber Type(Optional)	G652D, G657A,G657B, G655,OM1, OM2, OM3, OM4,OM5							
3D(Optional)	Radius of Curvature :10-25mm(PC/UPC), 5-12mm(APC) 3D Apex offset : 0-50um High fiber : ±100 nm Angle: 8±0.2°(APC)							
Repeatability	1000 times typical change value ≤ 0.20dB							
Interchangeability	≤0.20dB							
Operating Temperature	℃	-40 ~ +85						
Storage Temperature	℃	-40 ~ +85						
Length	mtrs	1.2.3.4.5... to all length /Customized length						

8. Multi-mode fiber end face detection schemes




9. Ordering Specifications

- 1: Connector type: SC, LC, FC,ST, MTRJ, MU, E2000, MPO, DIN
- 2: Ferrule End-face: UPC,PC,APC
- 3: Core Type: Singlemode (SM: 9/125um), Multimode (MM: 50/125um or 62.5/125um)
- 4: Fibe Cores: Simplex, Duplex, 6cores,12cores,16cores, 24cores, 48cores etc.
- 5: Cable Diameter: 2.0mm/3.0mm/0.9mm
- 6: Cable Length: 1,2,3,4,5 meter or customized length
- 7: Cable Jacket: LSZH, PVC,OFNR, OFNP

10. Tested before delivery



IL/RL test



End surface test

11.Packing:

1pcs packed in 1 PE bag,test report is sticked to the middle of the bag

20pcs or 30pcs packed in 1 big PE bag

150pcs packed in 1 inner carton(size 30*39*30)



Two inner cartons (size 30*39*30) put in 1 big outer carton(size 60*39*60),packing list is stick to the outside of the carton

